

Protistor® size NH 000, 00, 1, 2, 3 gS

690VAC

SEMICONDUCTOR PROTECTION FUSES

NH SQUARE BODY HIGH-SPEED FUSE-LINKS AC PROTECTION



The 690/700V Protistor® fuse-links provide maximum flexibility in equipment design and ultimate protection for today's power conversion equipment. These NH style fuse-links are defined as per DIN 43620/00 for a worldwide acceptance into NH modular system fuse-holders, fuse switch disconnectors for direct installation.

The Protistor® have been engineered to provide state-of-the-art protection for semiconductors: diodes, thyristors, GTO's and IGBT devices. Fuses are assembled with pure silver, die-cut elements embedded in solidified sand, which helps control arcing characteristics for a lower I^2t and high interrupting rating level. All contact surfaces are silver plated and all hardware is non-magnetic.

Each fuse-link can be equipped with a low voltage trip-indicator which can operate a field mountable microswitch.

TECHNICAL DATA OVERVIEW

Rated Voltage	690/700VAC
Ampere Range (A)	16 ... 630 A
Size per Standard	NH 000, 00, 1, 2, 3
Speed/Characteristic	gS
I.R. AC (IEC)	160 kA

FEATURES & BENEFITS

- Multiple body sizes
- gS Class according to IEC 60269-4
- Low I^2t for improved semiconductor protection
- Fast acting
- Highly current limiting
- Excellent cycling capability
- Reduced power dissipation
- No derating in standard NH fusegear
- High withstanding against inrush current and overloads

APPLICATIONS

- Protection of inverters, motor drives, UPS systems and similar 700V or less equipments.

STANDARDS

- IEC 60269-4 Compliance
- UL/CSA Recognized Component
- CCC GB 1359.4



Protistor® size NH 000, 00, 1, 2, 3 gS

690VAC

PRODUCT RANGE



NH000GS69V25PV

Size 000 gS 690VAC

Catalog number	Item number	Rated voltage AC (IEC)	Rated voltage AC (UL)	Rated current I _n	Pre-arcing I ² t	Clearing I ² t at Rated Voltage	Rated breaking capacity AC	Power dissipation at I _n	Package	Weight
NH000GS69V16PV	N322035	690 V	700 V	16 A	9 A ² s	45 A ² s	160 kA	5 W	3	0.13 kg
NH000GS69V20PV	Q322037	690 V	700 V	20 A	10 A ² s	54 A ² s	160 kA	6 W	3	0.13 kg
NH000GS69V25PV	S322039	690 V	700 V	25 A	18 A ² s	96 A ² s	160 kA	7 W	3	0.13 kg
NH000GS69V32PV	X322043	690 V	700 V	32 A	39 A ² s	218 A ² s	160 kA	8 W	3	0.13 kg
NH000GS69V40PV	B322047	690 V	700 V	40 A	69 A ² s	386 A ² s	160 kA	9 W	3	0.13 kg
NH000GS69V50PV	F322051	690 V	700 V	50 A	136 A ² s	764 A ² s	160 kA	10 W	3	0.13 kg
NH000GS69V63PV	K322055	690 V	700 V	63 A	275 A ² s	1545 A ² s	160 kA	11 W	3	0.13 kg
NH000GS69V80PV	P322059	690 V	700 V	80 A	543 A ² s	3055 A ² s	160 kA	13 W	3	0.13 kg
NH000GS69V100PV	T322063	690 V	700 V	100 A	1063 A ² s	5982 A ² s	160 kA	14 W	3	0.13 kg



NH00GS69V125PV

Size 00 gS 690VAC

Catalog number	Item number	Rated voltage AC (IEC)	Rated voltage AC (UL)	Rated current I _n	Pre-arcing I ² t	Clearing I ² t at Rated Voltage	Rated breaking capacity AC	Power dissipation at I _n	Package	Weight
NH00GS69V125PV	E322165	690 V	700 V	125 A	2170 A ² s	10850 A ² s	160 kA	16 W	3	0.2 kg
NH00GS69V160PV	J322169	690 V	700 V	160 A	4270 A ² s	21340 A ² s	160 kA	19 W	3	0.2 kg



NH1GS69V125PV

Size 1 gS 690VAC

Catalog number	Item number	Rated voltage AC (IEC)	Rated voltage AC (UL)	Rated current I _n	Pre-arcing I ² t	Clearing I ² t at Rated Voltage	Rated breaking capacity AC	Power dissipation at I _n	Package	Weight
NH1GS69V100PV	V322363	690 V	700 V	100 A	965 A ² s	4820 A ² s	160 kA	19 W	3	0.43 kg
NH1GS69V125PV	X322365	690 V	700 V	125 A	1705 A ² s	8550 A ² s	160 kA	21 W	3	0.43 kg
NH1GS69V160PV	B322369	690 V	700 V	160 A	3860 A ² s	19000 A ² s	160 kA	23 W	3	0.43 kg
NH1GS69V200PV	D322371	690 V	700 V	200 A	7560 A ² s	38000 A ² s	160 kA	26 W	3	0.43 kg
NH1GS69V250PV	H322375	690 V	700 V	250 A	15420 A ² s	77150 A ² s	160 kA	29 W	3	0.43 kg
NH1GS69V280PV	L302897	690 V	700 V	280 A	18665 A ² s	93000 A ² s	160 kA	33 W	3	0.43 kg

MERSEN reserves the right to change, update or correct, without notice, any information contained in this datasheet.

Protistor® size NH 000, 00, 1, 2, 3 gS

690VAC

PRODUCT RANGE



NH2GS69V250PV

Size 2 gS 690VAC

Catalog number	Item number	Rated voltage AC (IEC)	Rated voltage AC (UL)	Rated current I _n	Pre-arcing I ² t	Clearing I ² t at Rated Voltage	Rated breaking capacity AC	Power dissipation at I _n	Package	Weight
NH2GS69V160PV	K322469	690 V	700 V	160 A	3460 A ² s	17500 A ² s	160 kA	28 W	3	0.64 kg
NH2GS69V200PV	M322471	690 V	700 V	200 A	6870 A ² s	34000 A ² s	160 kA	30 W	3	0.64 kg
NH2GS69V250PV	R322475	690 V	700 V	250 A	12485 A ² s	62000 A ² s	160 kA	33 W	3	0.64 kg
NH2GS69V315PV	W322479	690 V	700 V	315 A	27945 A ² s	140000 A ² s	160 kA	36 W	3	0.64 kg
NH2GS69V350PV	X322480	690 V	700 V	350 A	38310 A ² s	191000 A ² s	160 kA	38 W	3	0.64 kg
NH2GS69V400PV	A322483	690 V	700 V	400 A	54320 A ² s	271000 A ² s	160 kA	41 W	3	0.64 kg
NH2GS69V450PV	C322485	690 V	700 V	450 A	81125 A ² s	405000 A ² s	160 kA	43 W	3	0.64 kg



NH3GS69V315PV

Size 3 gS 690VAC

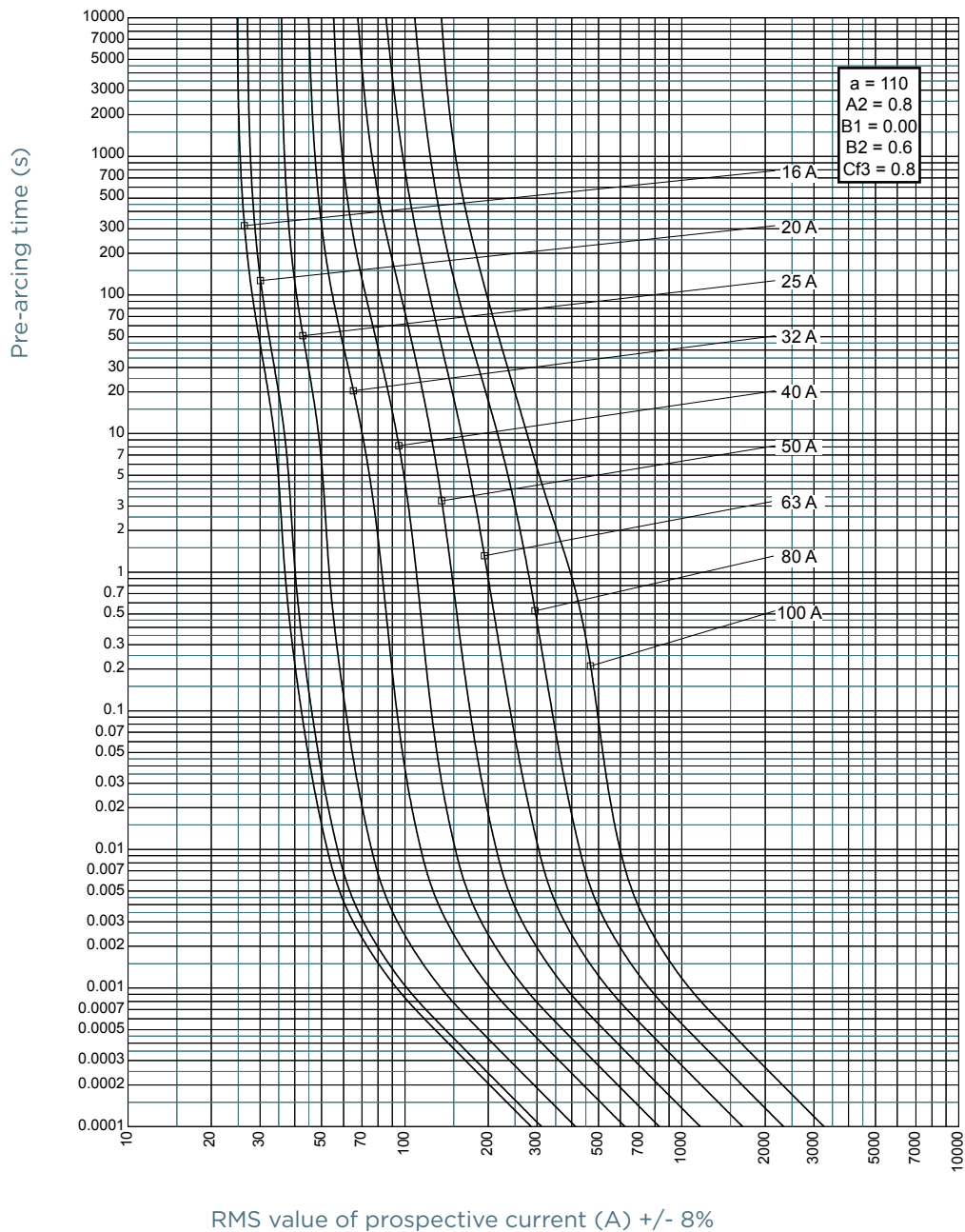
Catalog number	Item number	Rated voltage AC (IEC)	Rated voltage AC (UL)	Rated current I _n	Pre-arcing I ² t	Clearing I ² t at Rated Voltage	Rated breaking capacity AC	Power dissipation at I _n	Package	Weight
NH3GS69V250PV	R322590	690 V	700 V	250 A	9690 A ² s	48000 A ² s	160 kA	39 W	1	1.05 kg
NH3GS69V315PV	E322579	690 V	700 V	315 A	19525 A ² s	97000 A ² s	160 kA	42 W	1	1.05 kg
NH3GS69V350PV	F322580	690 V	700 V	350 A	28135 A ² s	140000 A ² s	160 kA	44 W	1	1.05 kg
NH3GS69V400PV	J322583	690 V	700 V	400 A	42050 A ² s	210000 A ² s	160 kA	47 W	1	1.05 kg
NH3GS69V450PV	L322585	690 V	700 V	450 A	58675 A ² s	293000 A ² s	160 kA	50 W	1	1.05 kg
NH3GS69V500PV	N322587	690 V	700 V	500 A	87030 A ² s	435100 A ² s	160 kA	52 W	1	1.05 kg
NH3GS69V550PV	P322588	690 V	700 V	550 A	111810 A ² s	559000 A ² s	160 kA	56 W	1	1.05 kg
NH3GS69V630PV	Q322589	690 V	700 V	630 A	149950 A ² s	749000 A ² s	160 kA	63 W	1	1.05 kg

MERSEN reserves the right to change, update or correct, without notice, any information contained in this datasheet.



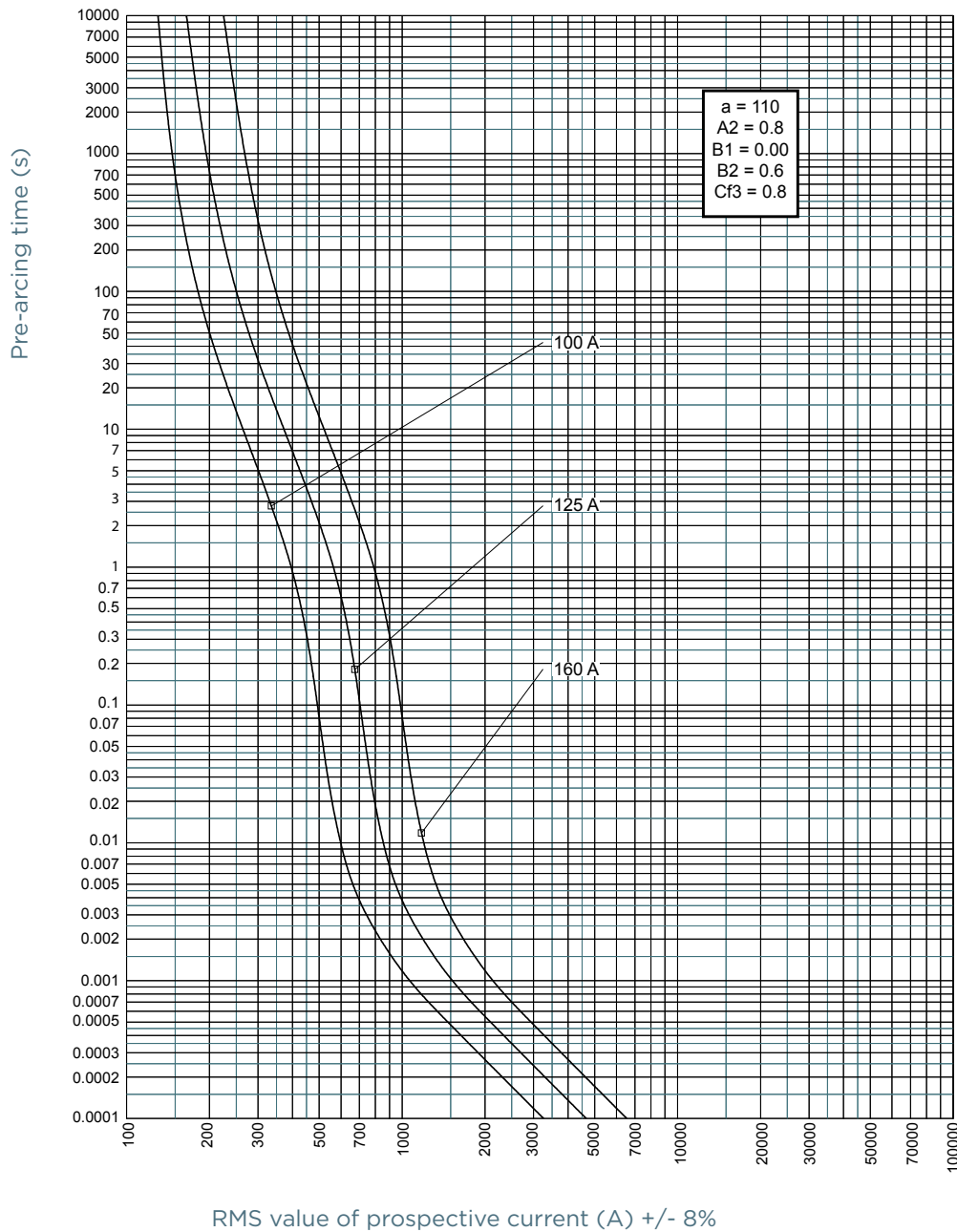
TIME CURRENT CHARACTERISTIC CURVES

Size 000



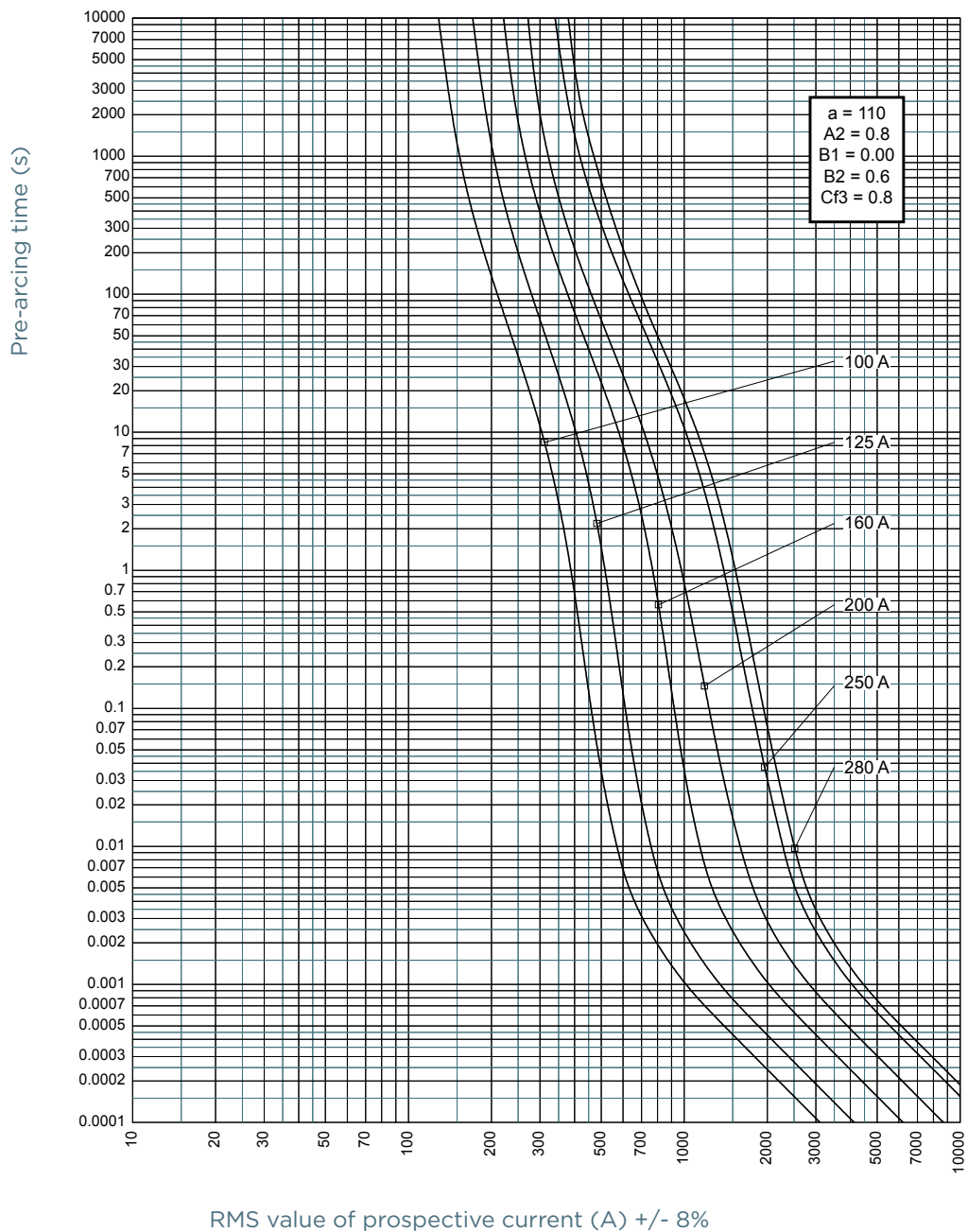
TIME CURRENT CHARACTERISTIC CURVES

Size 00



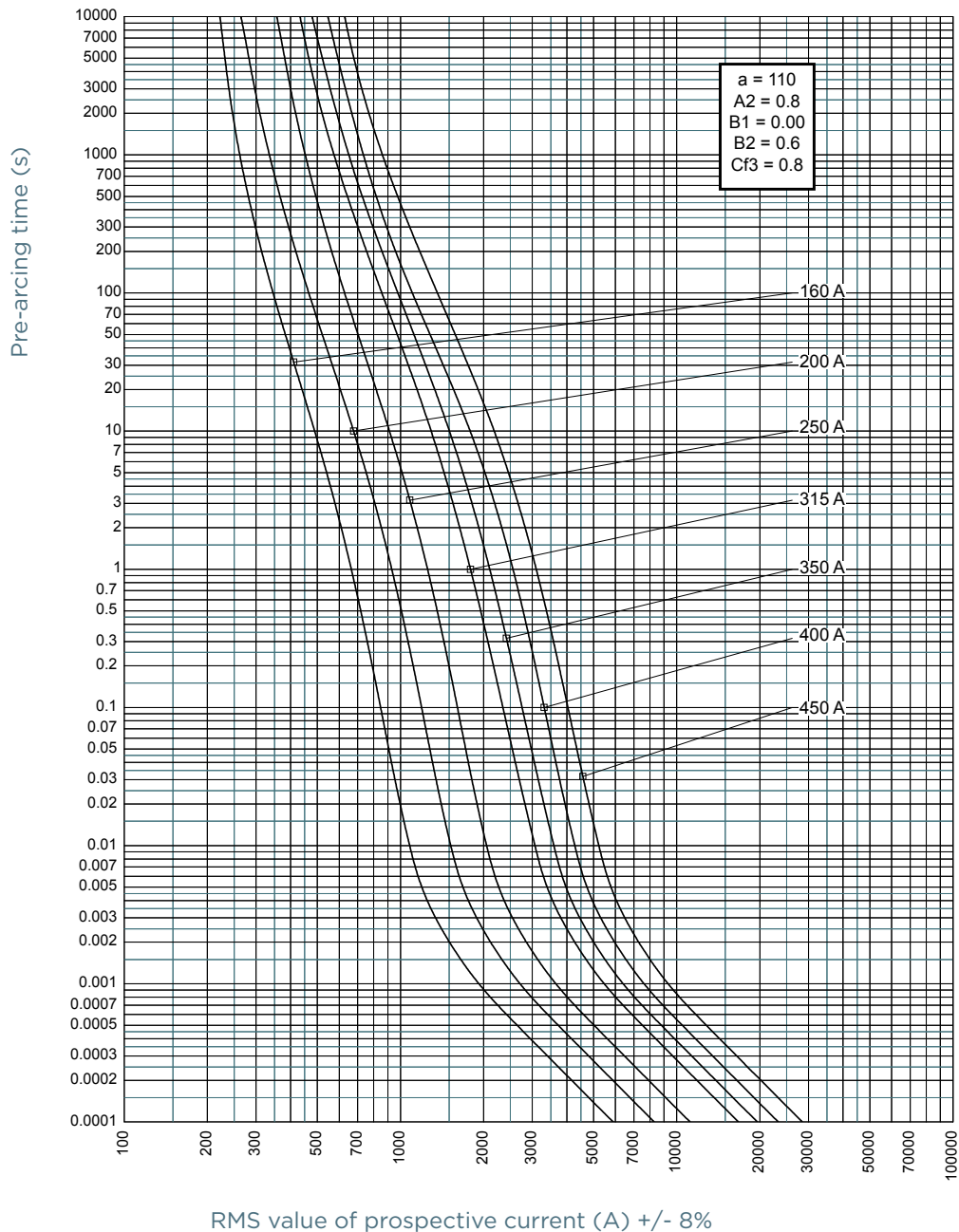
TIME CURRENT CHARACTERISTIC CURVES

Size 1



TIME CURRENT CHARACTERISTIC CURVES

Size 2

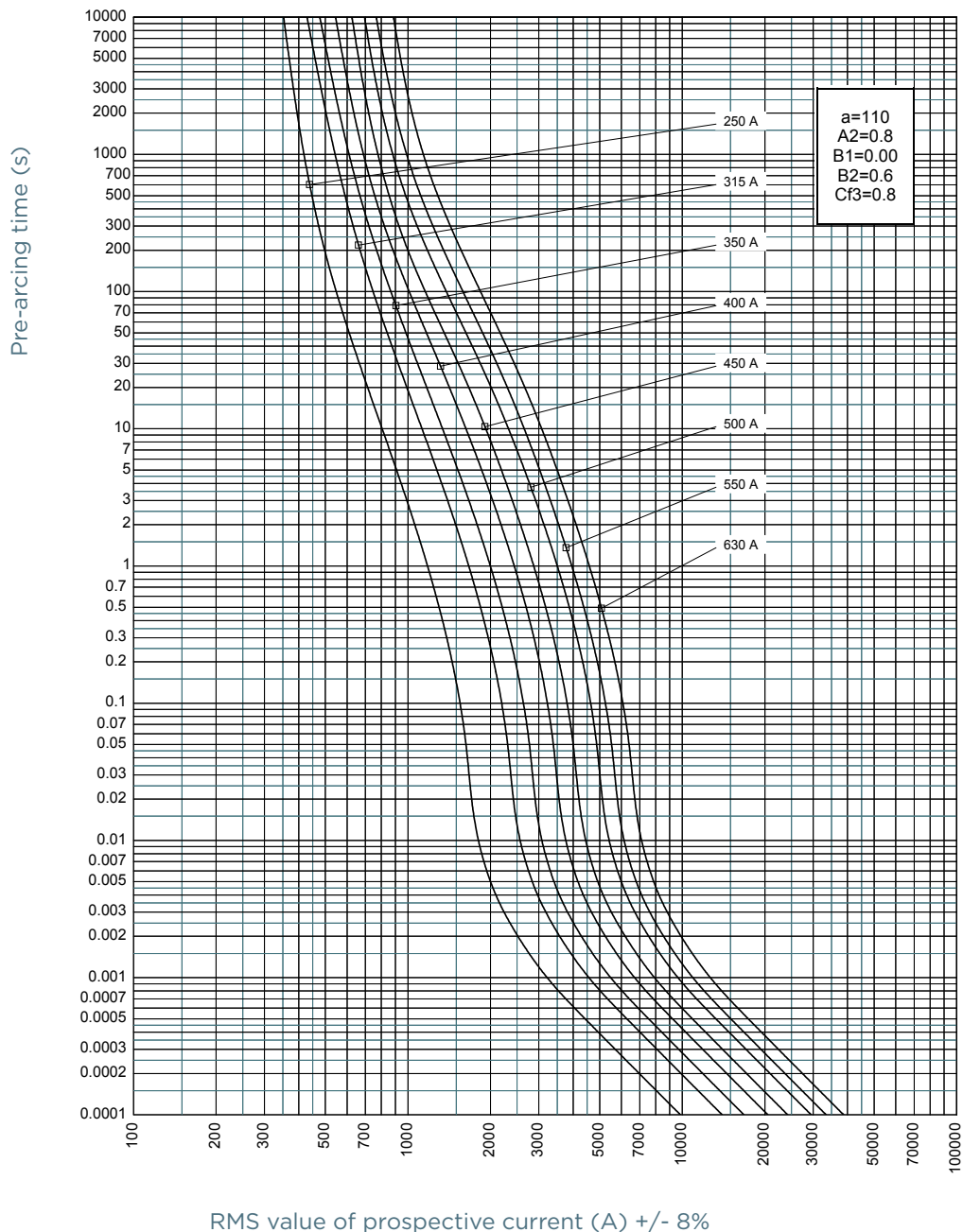


Protistor® size NH 000, 00, 1, 2, 3 gS

690VAC

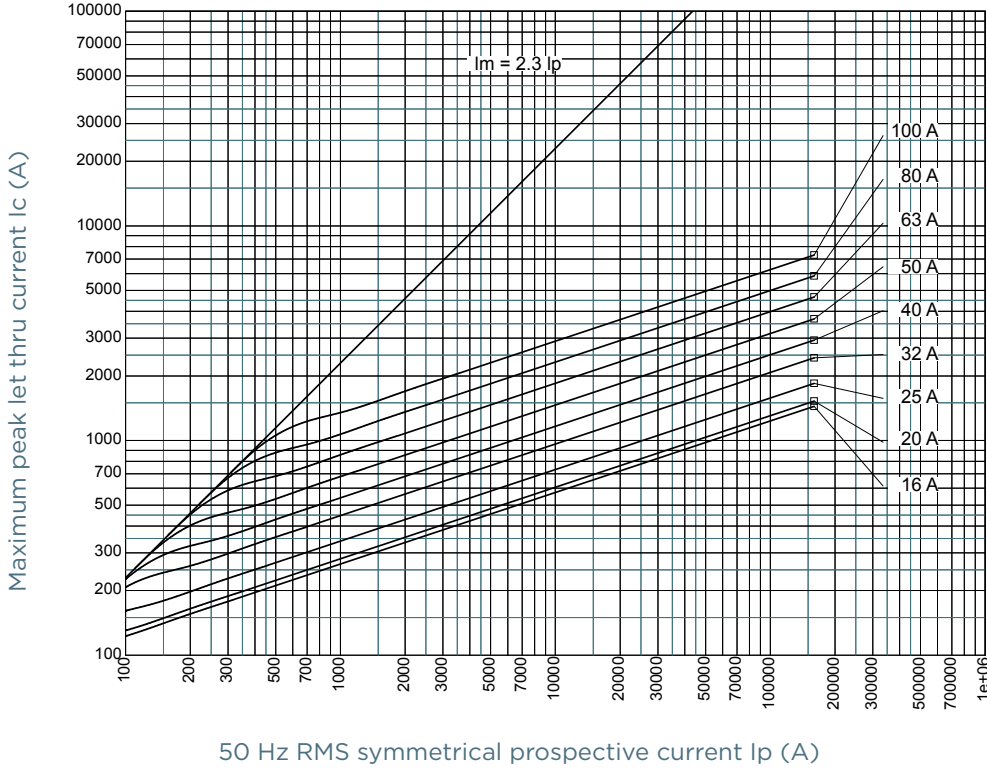
TIME CURRENT CHARACTERISTIC CURVES

Size 3

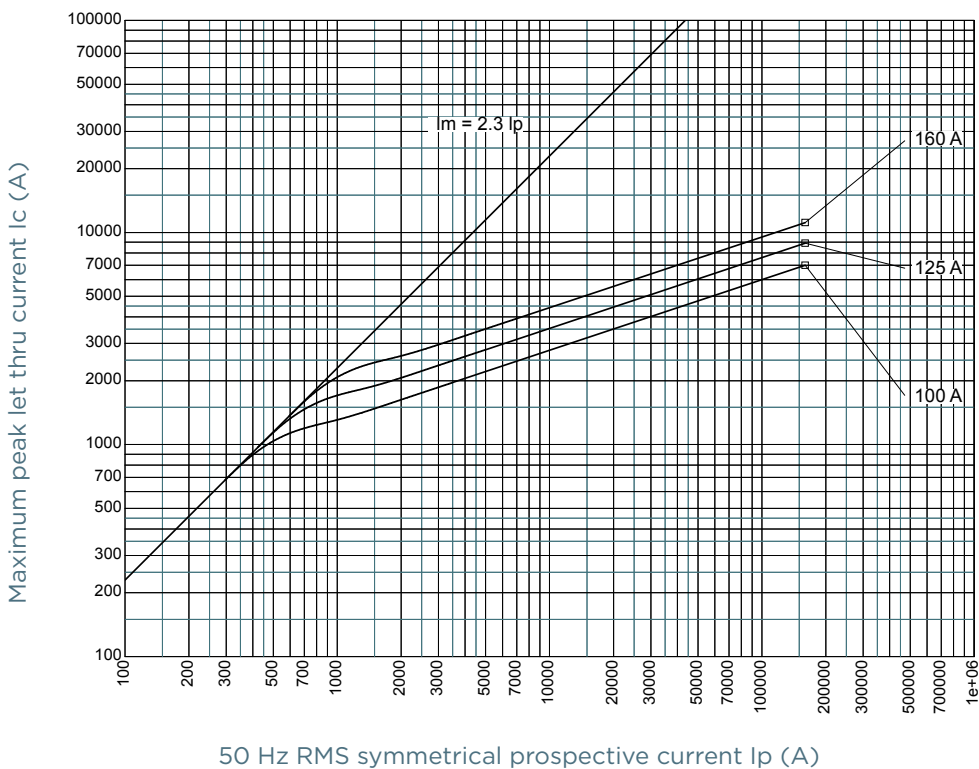


CUT-OFF CURRENT CHARACTERISTIC

Size 000

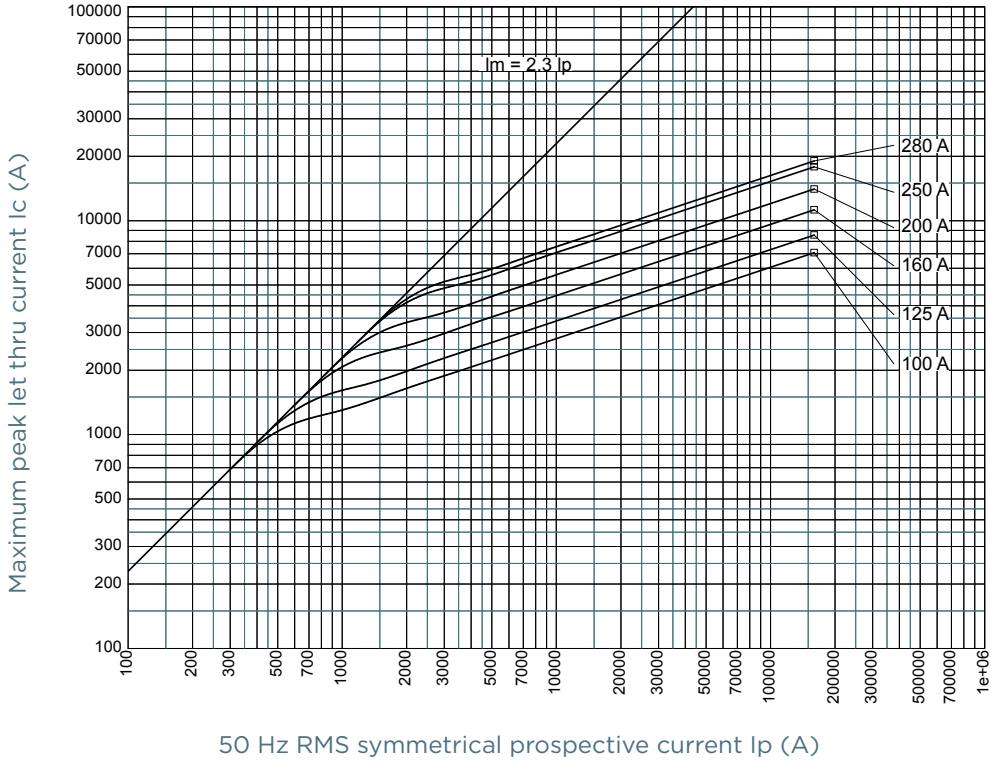


Size 00

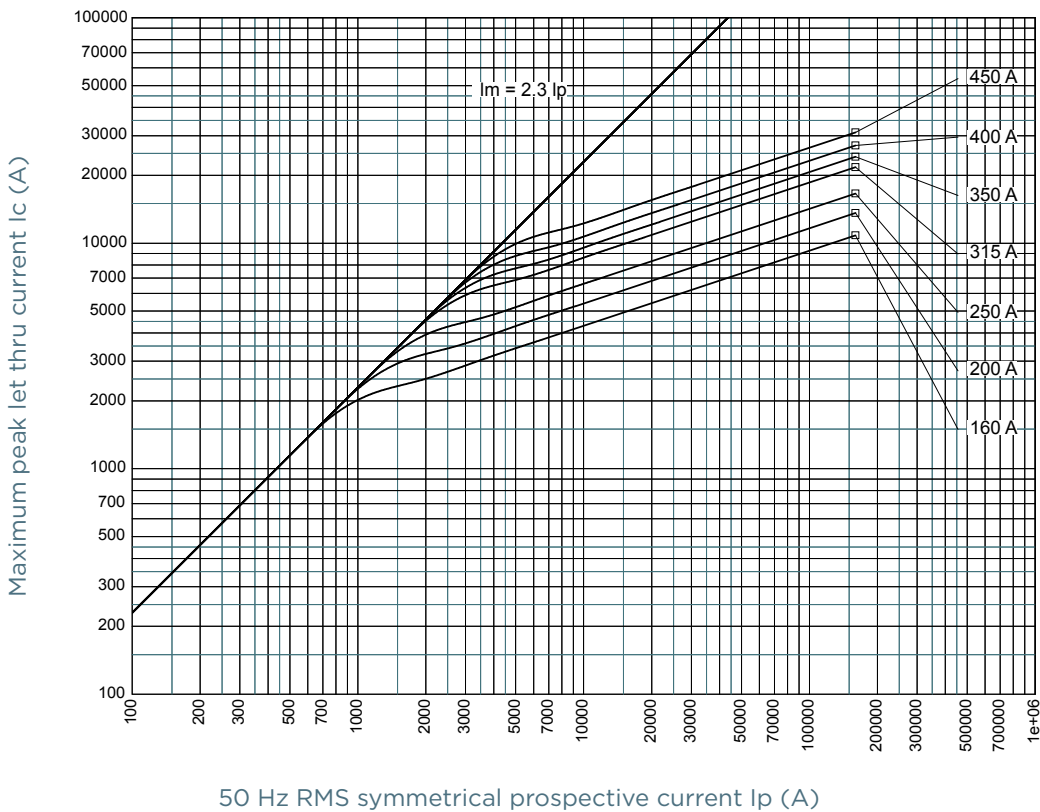


CUT-OFF CURRENT CHARACTERISTIC

Size 1

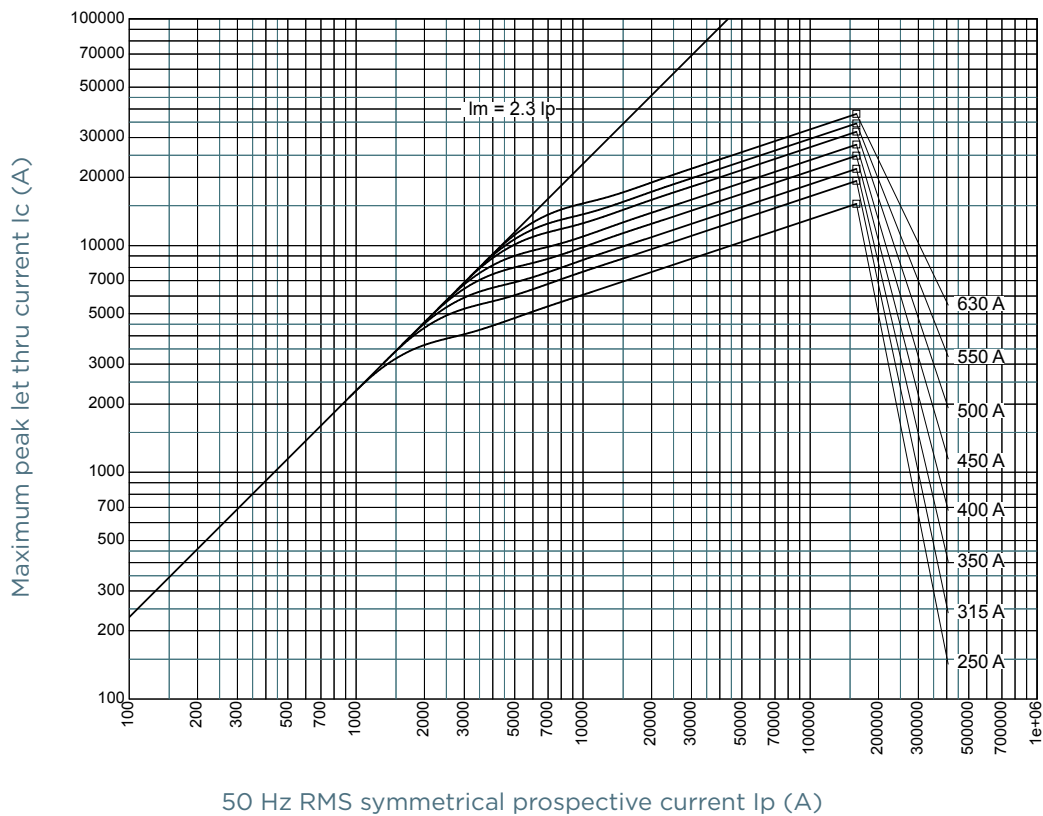


Size 2



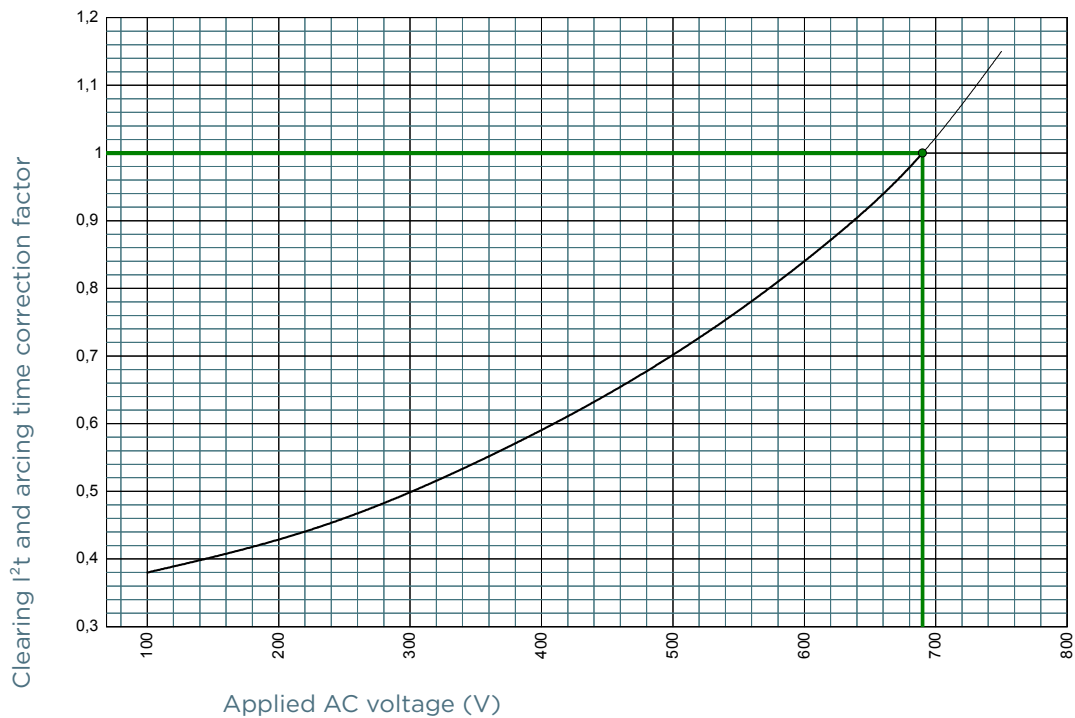
CUT-OFF CURRENT CHARACTERISTIC

Size 3



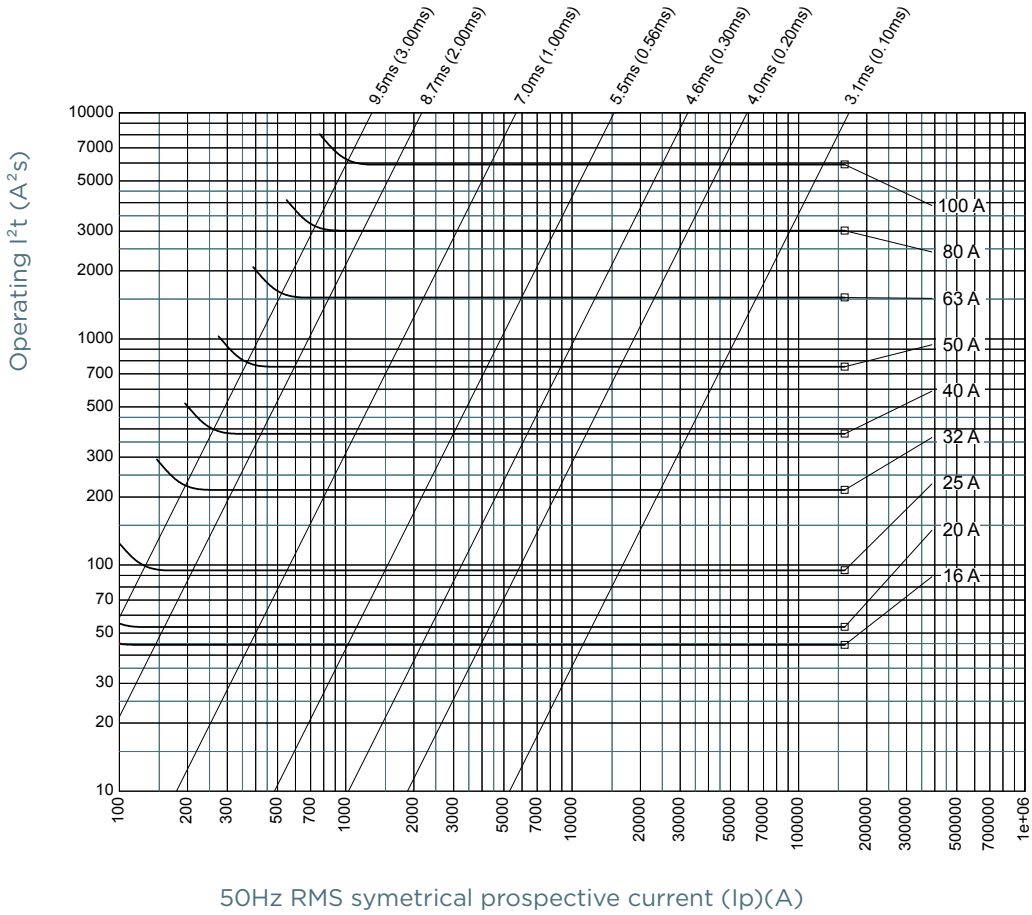
I²T MULTIPLIER COEFFICIENT

Sizes 000, 00, 1, 2, 3



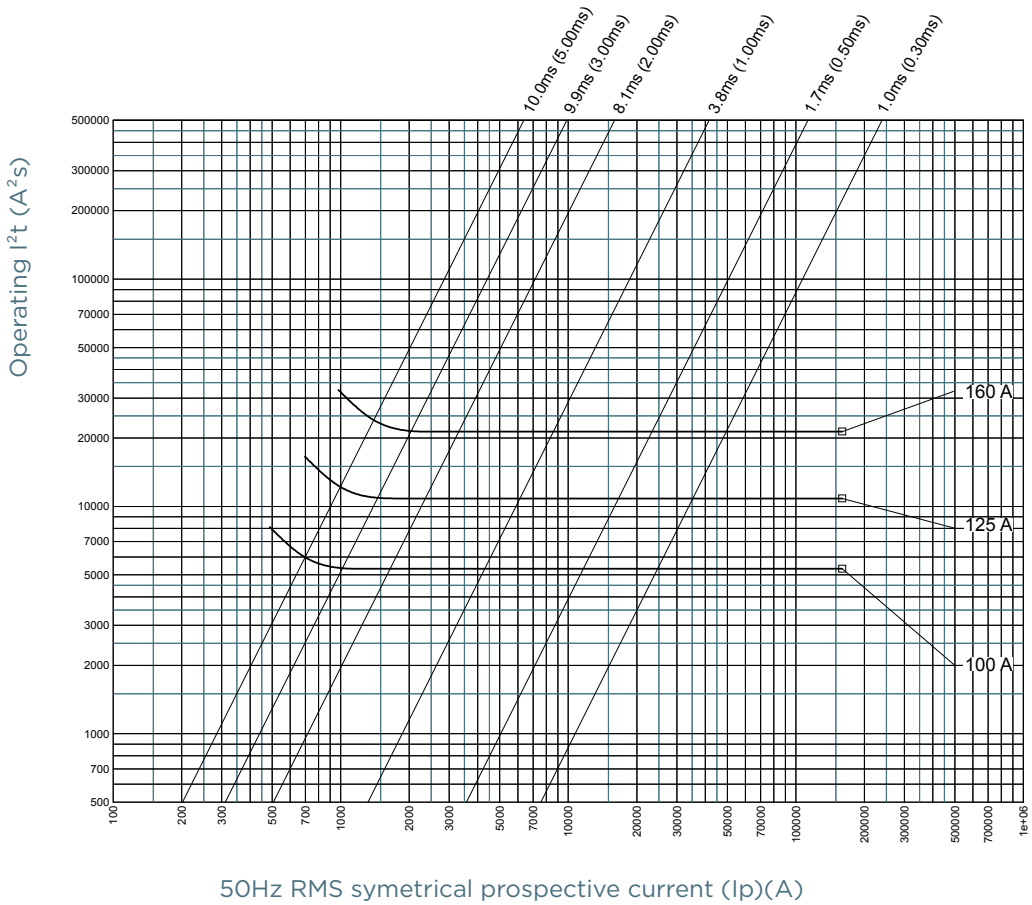
CHARACTERISTICS TOTAL I²T CURVE

Size 000



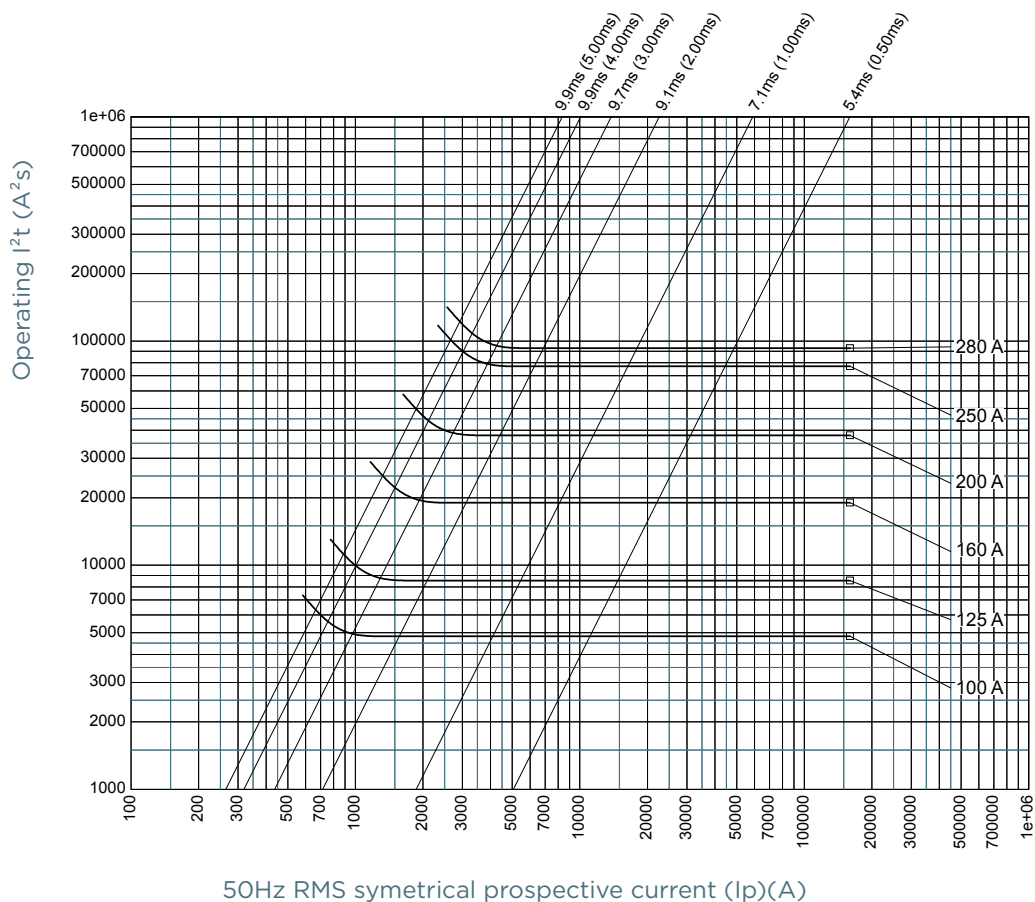
CHARACTERISTICS TOTAL I²T CURVE

Size 00



CHARACTERISTICS TOTAL I²T CURVE

Size 1

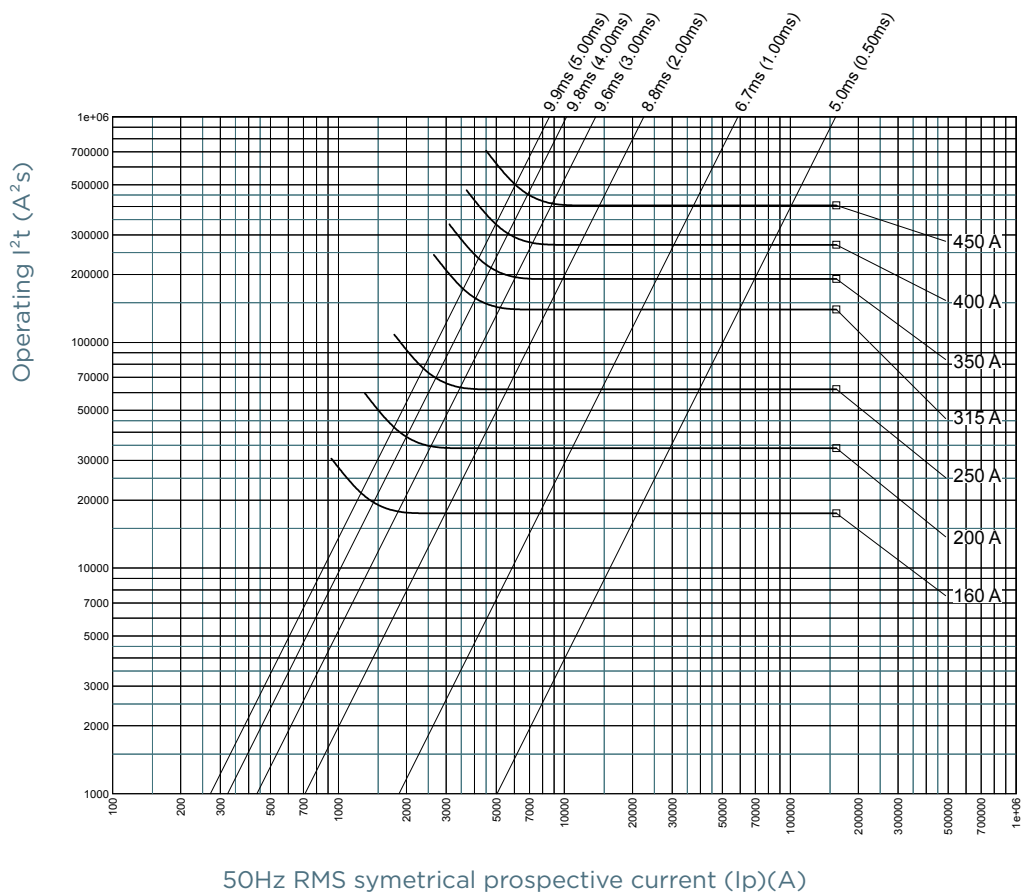


Protistor® size NH 000, 00, 1, 2, 3 gS

690VAC

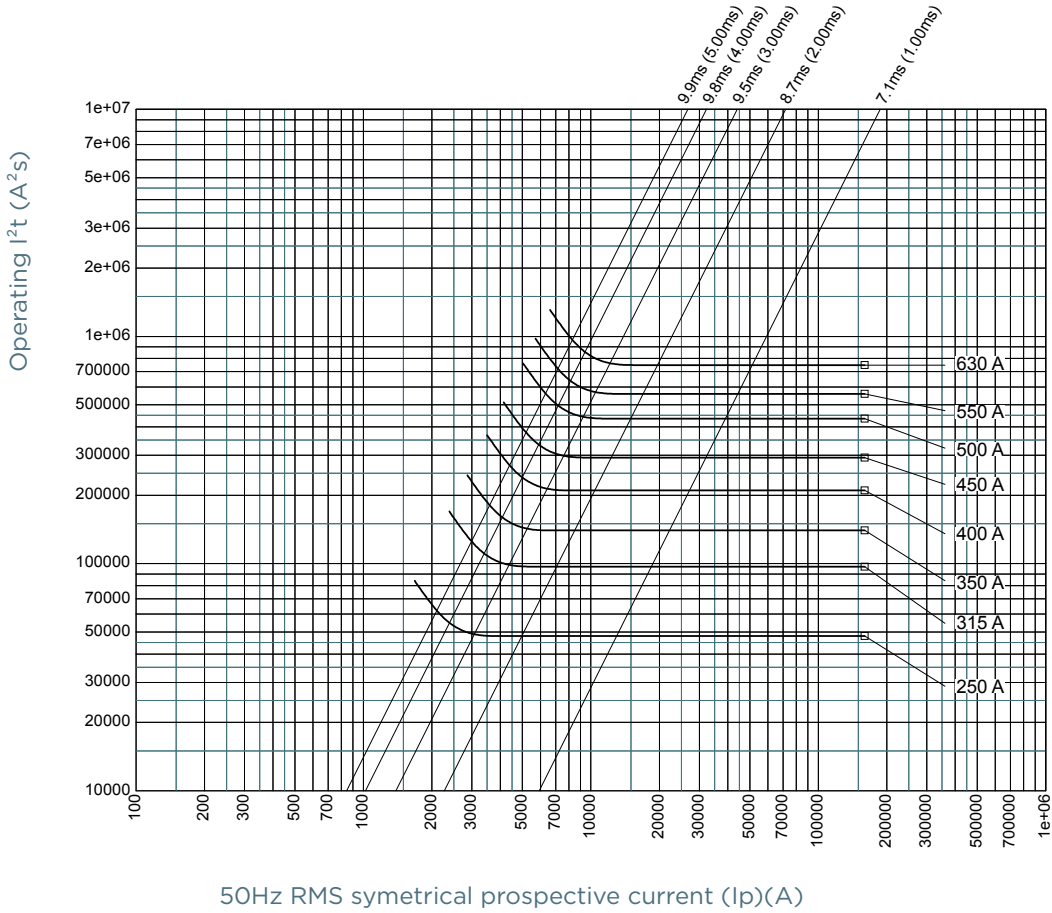
CHARACTERISTICS TOTAL I²T CURVE

Size 2

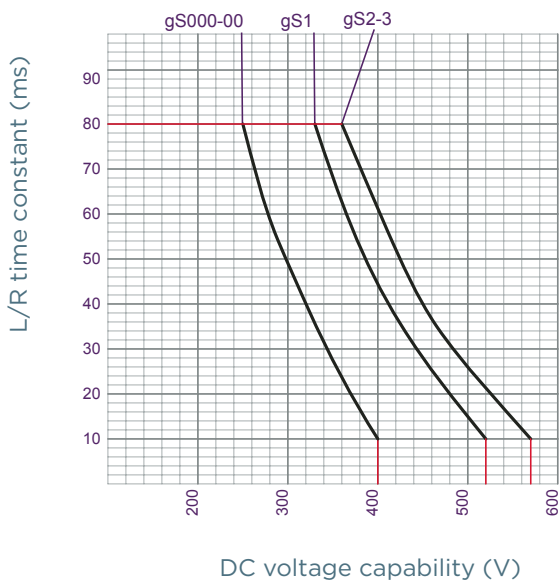


CHARACTERISTICS TOTAL I²T CURVE

Size 3



L/R TIME CONSTANT VS DC VOLTAGE CAPABILITY

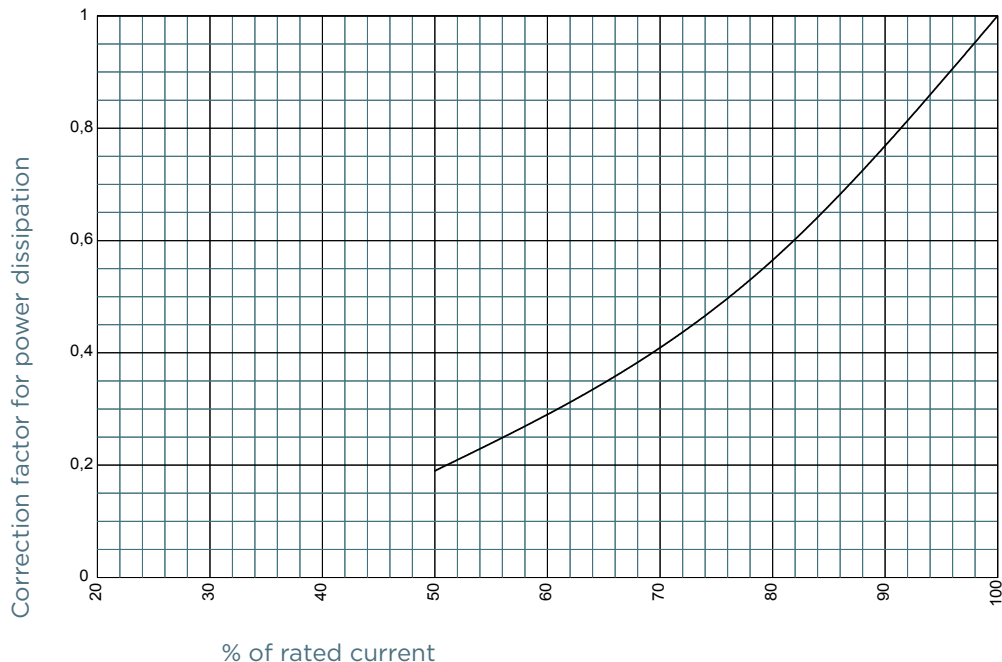


Protistor® size NH 000, 00, 1, 2, 3 gS

690VAC

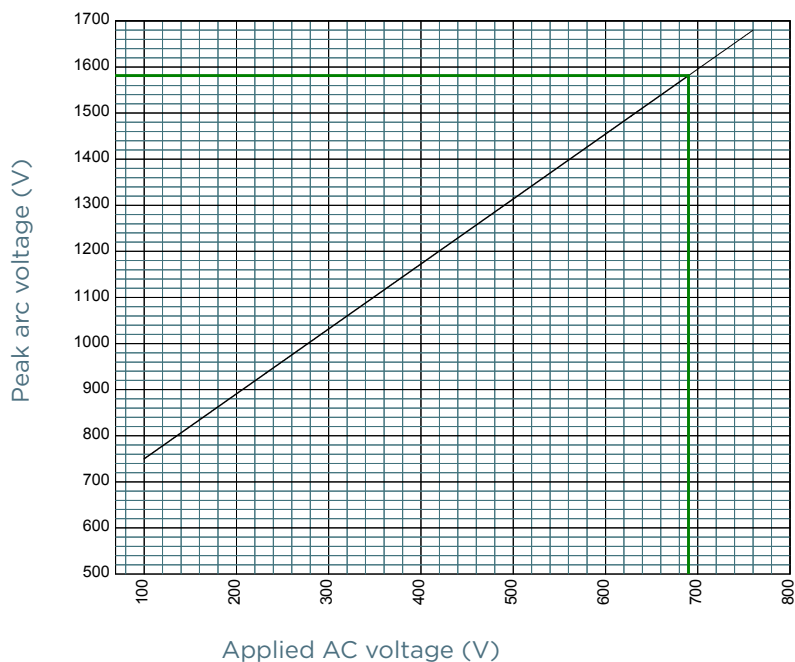
POWER DISSIPATION

Sizes 000, 00, 1, 2, 3



PEAK ARC VOLTAGE

Sizes 000, 00, 1, 2, 3 VAC



MERSEN reserves the right to change, update or correct, without notice, any information contained in this datasheet.

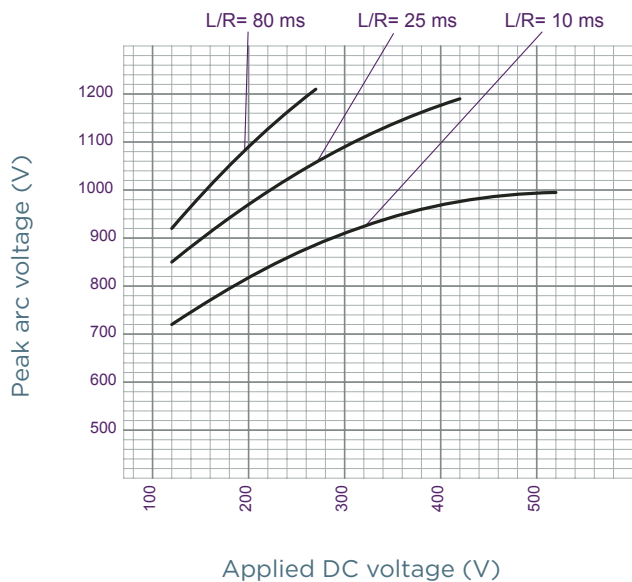


Protistor® size NH 000, 00, 1, 2, 3 gS

690VAC

PEAK ARC VOLTAGE

Sizes 000, 00, 1, 2, 3 VDC

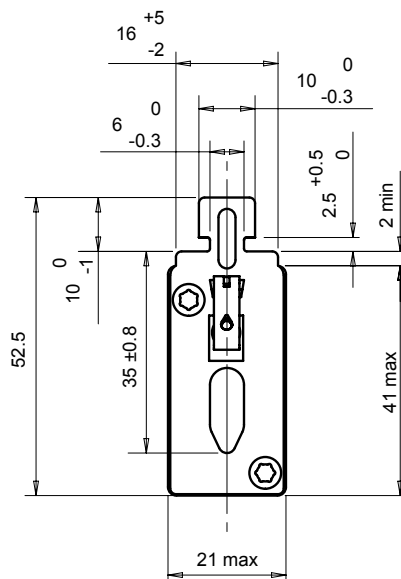
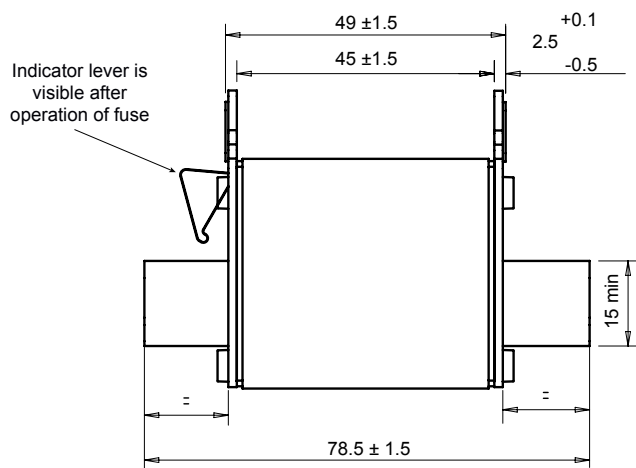


Protistor® size NH 000, 00, 1, 2, 3 gS

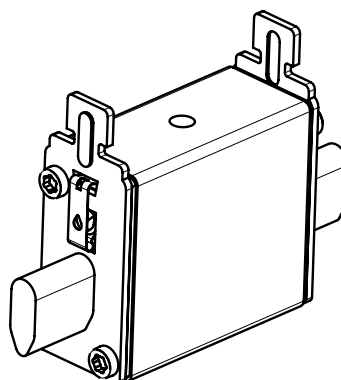
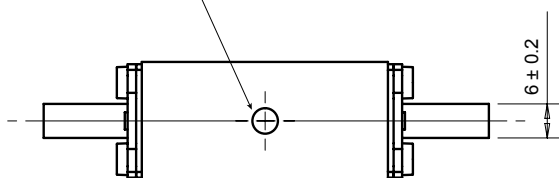
690VAC

DIMENSIONS

Size 000



Visibility of red indicator signals conduction of the fuse-link. After operation the red indicator is no longer visible



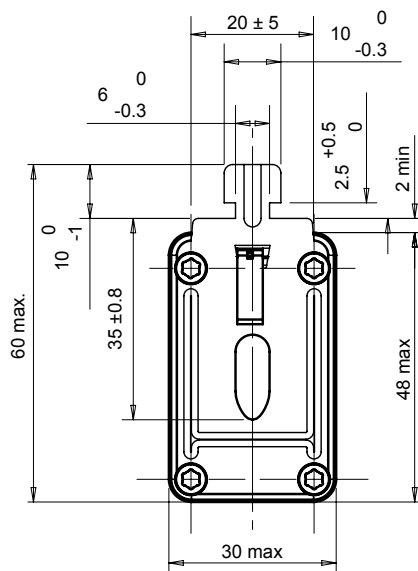
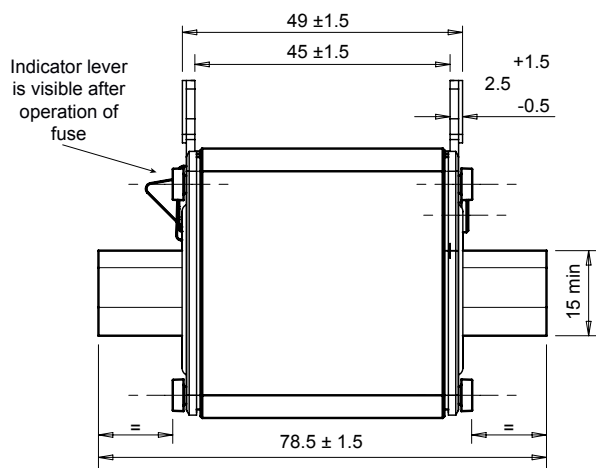
Dimensions in mm

Protistor® size NH 000, 00, 1, 2, 3 gS

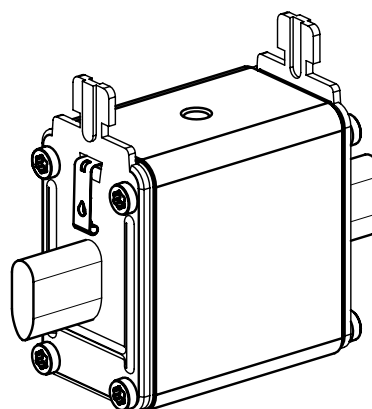
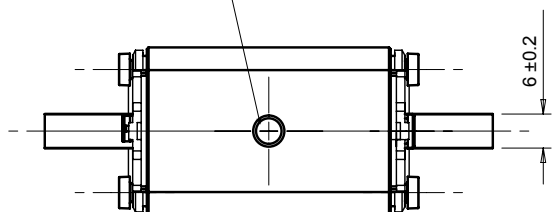
690VAC

DIMENSIONS

Size 00



Visibility of red indicator signals conduction of the fuse-link.
After operation the red indicator is no longer visible



Dimensions in mm

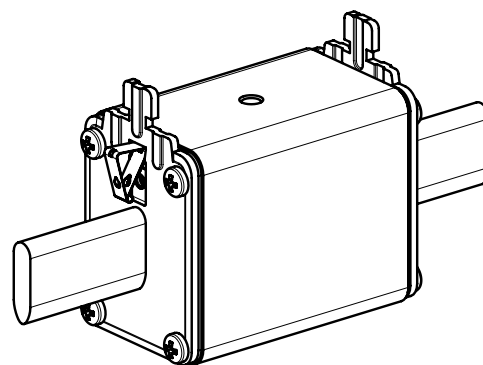
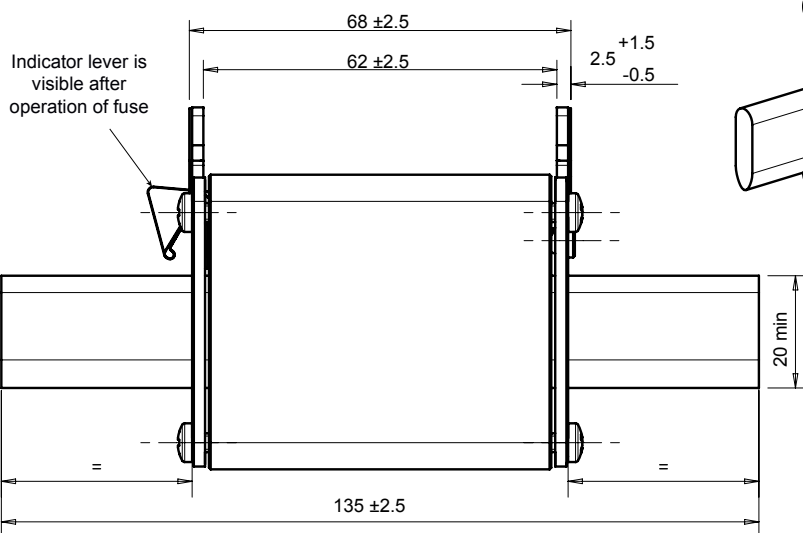
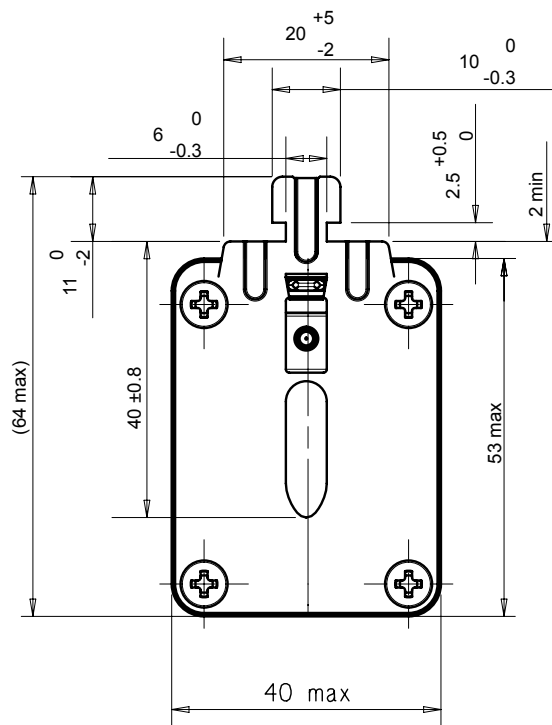
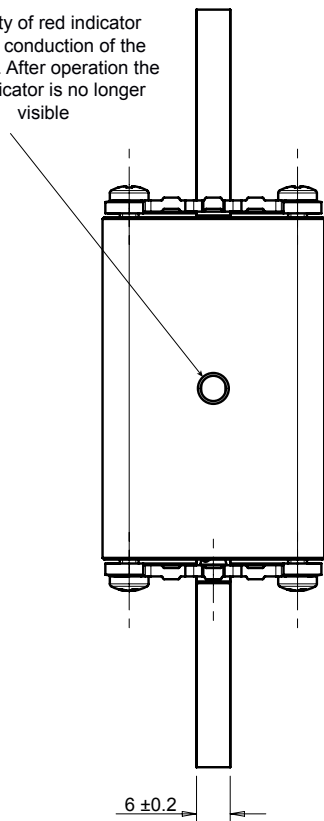
Protistor® size NH 000, 00, 1, 2, 3 gS

690VAC

DIMENSIONS

Size 1

Visibility of red indicator signals conduction of the fuse-link. After operation the red indicator is no longer visible



Dimensions in mm

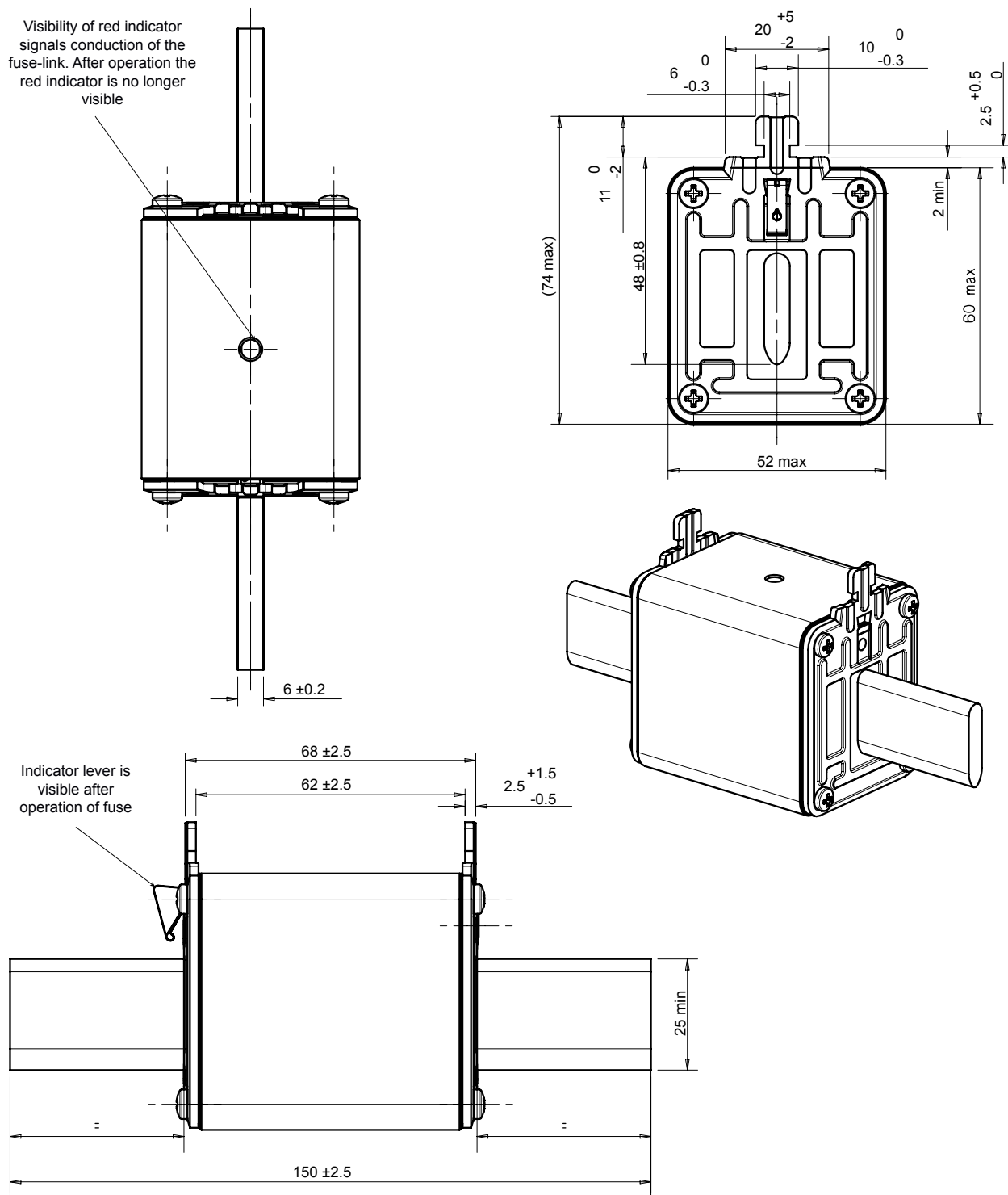
MERSEN reserves the right to change, update or correct, without notice, any information contained in this datasheet.

Protistor® size NH 000, 00, 1, 2, 3 gS

690VAC

DIMENSIONS

Size 2

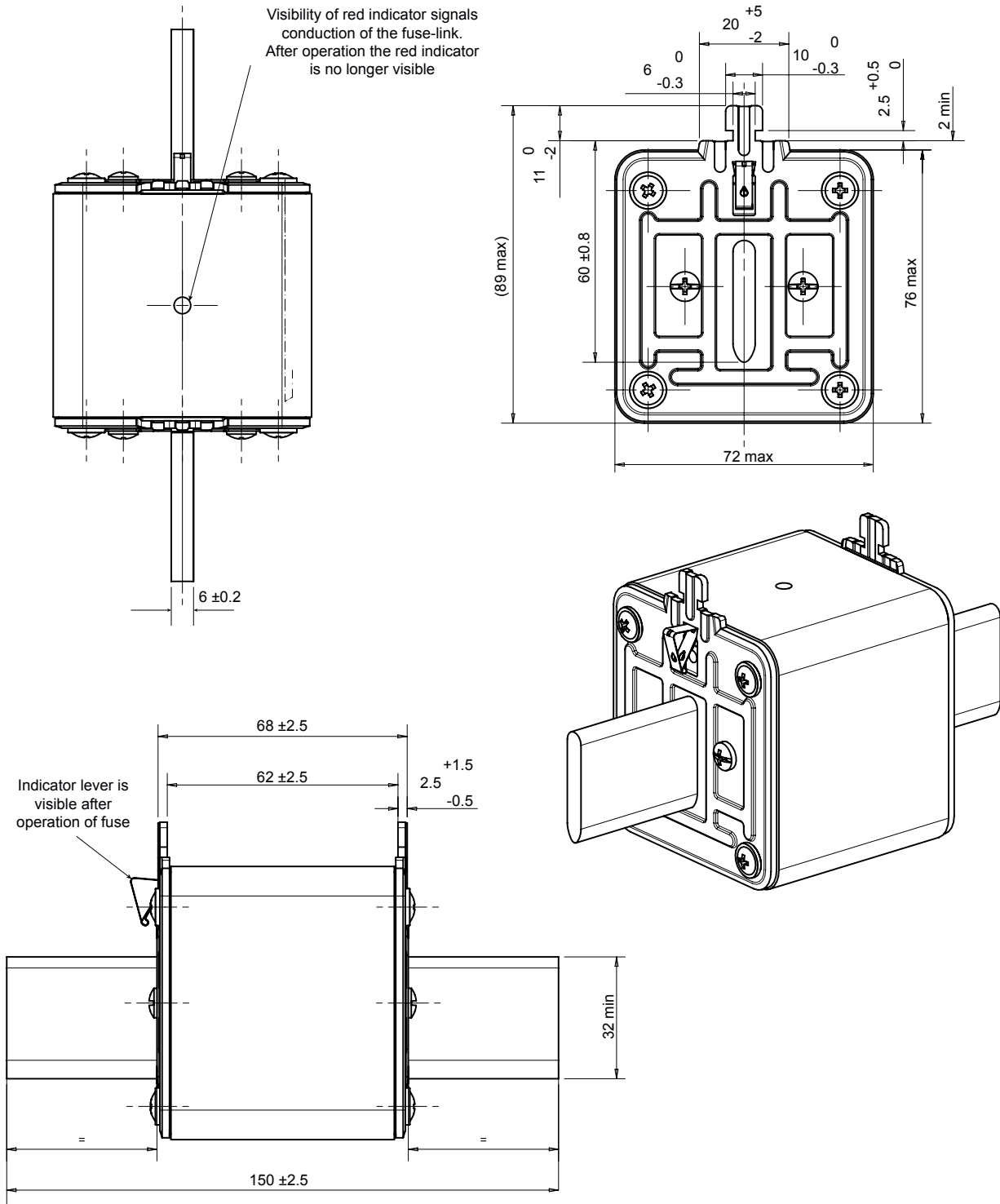


Protistor® size NH 000, 00, 1, 2, 3 gS

690VAC

DIMENSIONS

Size 3



MERSEN reserves the right to change, update or correct, without notice, any information contained in this datasheet.